

Instructions for registering with the FCC's website & obtaining a Ship's Station License online.

Prepared by Steve Ramp, Fishing Vessel Safety Examiner, U.S. Coast Guard MSD Sitka

1. Registering with the FCC's website:
 - a. Go to: <http://wireless.fcc.gov/uls>



- b. When the website opens up, select REGISTER (the top yellow button).

FCC Registration

If you wish to conduct business with the FCC, you must first register through the FCC's Commission Registration System (CORES). Upon registration, you will be assigned a FCC Registration Number (FRN). This number will be used to uniquely identify you in all transactions with the FCC. [News releases](#) related to the FCC Registration Number.



- c. On this page select REGISTER (the yellow button on the left).

FRN Registration

[Return to FCC Registration Home](#)

The screenshot shows the 'Registration Type' form. It asks 'Are you registering as a business or as an individual?' with radio buttons for 'A business (e.g., corporation, partnership, government agency, etc.)' and 'Individual' (circled in red). The next question is 'Is your contact address within the United States or its territories?' with radio buttons for 'Yes' (circled in red) and 'No'. A 'CONTINUE' button is at the bottom right, also circled in red.

- d. On this page, select either Business or Individual as appropriate and then select Yes (if your mailing address is in the US). Then click on Continue.

FRN Registration

[Return to FCC Registration Home](#)

Register a Domestic Individual

Salutation: Mr | First Name: * John

Middle Initial: | Last Name: Doe

Suffix: | Doing Business As:

If you have a [Social Security Number](#) or [Taxpayer Identification Number](#), enter it here: 55115511

If you do not have a [Social Security Number](#), select a reason: [?]

Contact Information

Same as Above:

Organization: | Position:

Salutation: Mr | First Name: * John

Middle Initial: | Last Name: * Doe

Suffix: |

Address Line 1: * 123 Maple Lane | Address Line 2:

City: * Sitka | State: * ALASKA

Zip Code: * 99835 | Phone: 907 966 5111 ext. |

Fax: | Email: johndoe@gci.net

FRN Password

Enter a 6- to 15-character case-sensitive password of your choice. [For advice on how to choose a secure password, click here.](#)

Password: * [redacted] | Re-enter Password: * [redacted]

Personal Security Question

Please select a Personal Security Question type and provide its corresponding answer. If you wish to provide your own question, please select **Custom Question Type...** from the dropdown and enter your custom question in the space provided.

Personal Security Question: * City of Birth | PSQ Answer: * [redacted]

Custom Personal Security Question: |

SUBMIT

Asterisks (*) indicate required fields.

- e. On this page, fill in all the blocks that have a red asterisk (*). Make sure to write down the password you selected. Click Submit. NOTE: This page will look a bit different if you selected Business on the previous page.

FRN Registration

[Return to FCC Registration Home](#)

SSN *****2332 has already been used to file for other existing FCC registration number(s).

If you choose to continue, you will be creating an additional registration for SSN *****2332, not updating an existing one. Do you wish to continue?

CANCEL **SUBMIT**

- f. If your social security number has been previously used to register with the FCC, you will get a screen like this that lets you know the SSN has already been used and asks if you want to cancel the request or to submit the request to obtain a new FCC Registration Number (FRN). Click on the Submit button.

FRN Registration

[Return to FCC Registration Home](#)

Thank you for registering with the FCC. As of today, **Aug 14 2017 4:06PM**, you have been assigned the following FCC Registration Number (FRN): **0026757583**. Please print this page for your records.

Domestic Individual Registration

Salutation:	Mr	First Name:	John
Middle Initial:		Last Name:	Doe
Suffix:		Doing Business As:	
SSN:	*****5511		

Contact Information

Organization:		Position:	
Salutation:	Mr	First Name:	John
Middle Initial:		Last Name:	Doe
Suffix:			

Address Line 1: 123 Maple Lane | Address Line 2:

City: Sitka | State: ALASKA

Zip Code: 99835 | Phone: 907 966 5111

Fax: | Email: johndoe@gci.net

Personal Security Question

PSQ: City of Birth

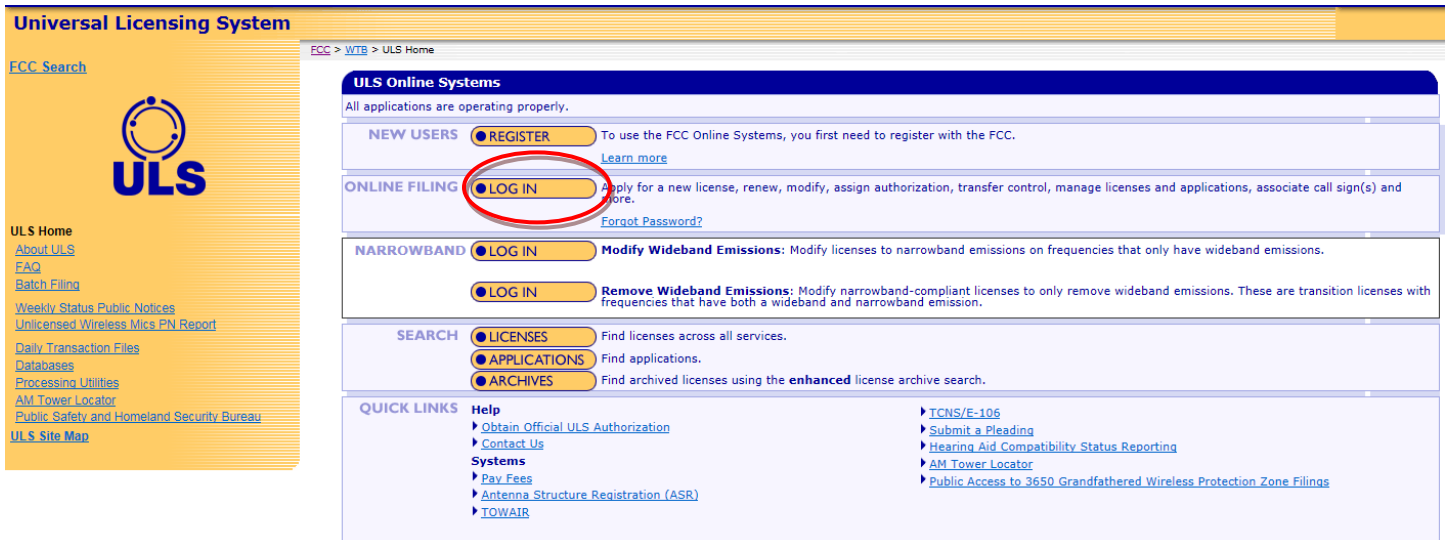
To better secure your personal information, the FCC no longer displays your Password or Personal Security Answer.

- g. Your new FCC Registration Number will be listed at the top of this page. **WRITE IT DOWN.**

2. Obtaining a new Ship Station License on the FCC's website:

NOTE: These directions are for the average uninspected commercial fishing vessel that has either; 1) never had a Ship Station License, 2) has a Ship Station License that has expired or 3) has a valid Ship Station License that was issued to a vessel's prior owner (old owner's license is not valid for the new owner). NOTE: These directions ARE NOT for license renewals.

- a. Go to <http://wireless.fcc.gov/uls>



- b. On this page, select the Log In button (second yellow block from the top, next to Online Filing).

Log In

Log in to the License Manager to view and manage your licenses and applications, apply for a new license, and perform other license and application management tasks based on your FCC Registration Number (FRN). 10-digit FRN is required.

[Mozilla Firefox Extended Service Release\(ESR\) 52](#) is the recommended browser for Form 601 applications filed with the purpose of New, Modification, or Renewal/Modification in the Cellular, Microwave, Paging, Land Mobile, or Coast and Ground Services. Please contact the FCC Licensing Support Center if you need specific instructions on this installation.

FCC Registration Number

Password

- ▶ [Forgot your password?](#) [Contact Tech Support](#)
- ▶ [Need an FRN?](#) [Register with the FCC](#)
- ▶ [Not sure if you have an FRN?](#) [Check your licenses](#) to determine if they've been assigned an FRN
- ▶ [Are you a certified Land Mobile frequency coordinator?](#) [Log in](#) using your coordinator login and password
- ▶ [Are you narrowbanding a Land Mobile license?](#) [Log in](#) using your access code

- c. On this page, enter your FRN and Password. Click on the Submit button.

My Licenses

Change your paper authorization preferences [here](#), or download your official electronic authorizations [now](#).

You currently have no licenses associated with your FRN. In order to utilize the License Manager with this FRN, you must first either (1) [associate your FRN with existing licenses](#) or (2) [apply for a new license](#).

Don't See Your Licenses Here?
It's possible that your licenses have not been associated with your FRN. In order to manage a license using the License Manager, you must first [associate the license with your FRN](#).

Re-associate Your Licenses With Another FRN
You may [re-associate all or some of these licenses with another FRN](#). Licenses may only be associated with one FRN, so by re-associating these licenses with another FRN, they will be disassociated from this FRN.
NOTE: You cannot use this function to update the FRN if the change is due to the sale (transfer of control) of the Call Sign(s) to another party.

Disassociate Your Licenses From This FRN
You may also [disassociate all or some of these licenses from this FRN](#).

Find My Licenses
Call Sign:

d. On this page, in the sentence right under the green bar, Click on number 2, apply for a new license.

Apply for a New License

Select Service

Select the radio service for the new license.

SA or SB - Ship

e. On this page, select SA or SB – Ship from the drop down menu. Click on Continue.

Apply for a New License

Assigned Call Sign

Has this ship already been assigned a four (4) letter call sign (e.g. WXYZ) by the FCC?

Yes No

If yes, enter the call sign

f. On this page, select No. Click on Continue.

Apply for a New License

Compulsory Questions

Are you required by law or treaty to carry a radio on your vessel?

Yes No

Does your vessel travel to foreign ports?

Yes No

Do you use marine radio equipment on board your vessel other than marine VHF radios, EPIRBs (Emergency Position Indicating Radio Beacon), and radar?

Yes No

g. On this page, click on Yes for the first question (Assuming you are either a Documented fishing vessel operating beyond the Federal Boundary Line or a vessel of 65' or longer). Click on No for the second question (unless your vessel travels to foreign ports (other than British Columbia). Click on No to the third question (unless your vessel has a Side Band Radio). Click on Continue

Apply for a New License

Applicant Questions

Request Type

Does this filing request STA(Special Temporary Authorization)? If "Yes", attach the required exhibit as described in the instructions.

No

Fee Status

Is the applicant exempt from FCC application fees? No

Is the applicant exempt from FCC regulatory fees? No

BACK

CONTINUE

h. On this page, leave all three answers as No and click on Continue.

Apply for a New License

Custom Exp. Date Attachments Waivers Reference Cop

Licensee Information

This Licensee Information identifies the applicant. When the FCC takes formal disposition on the application (i.e., grant, return, or dismissal), the notice(s) regarding the disposition of the application(s) will be sent to the address provided below. If the FCC grants the application, the information provided below will become the licensee's address, telephone numbers, and email of record for the selected call sign(s).

Licensee Type & Name

Type: Individual

If Other, please specify:

Individual Name: John Doe

Entity Name:

Licensee Address

Attention To: John Doe

P.O.Box:

Street Address: 123 Maple Lane

City: Sitka

State: Alaska

ZIP Code: 99835

Phone: 9077471234

Fax:

Email: johndoe@gci.net

BACK

CONTINUE

i. On this page, select the appropriate License Type with the drop down menu. Most fishermen will select Individual or Limited Liability Corporation. Fill in vessel owner's name, address, phone and email info. Click on Continue.
NOTE: The FCC will not send your new license in the mail. They will email you (usually within one day) an internet link to the license using the email address you enter on this page. So, make sure you enter an email address here that will allow you to access the internet and be able to print your license.

Apply for a New License

Custom Exp. Date Attachments Waivers Reference Cop

Ship License Type

Select type of license

Regular (transmitter(s) will be used on 1 vessel only)

Portable (single transmitter will be used on various U.S. registered vessels)

Fleet (several vessels will each have transmitters that operate in similar frequency bands and are to be licenced under one authorization)

BACK

CONTINUE

j. On this page, select Regular for Ship License Type. Click on Continue.

Ship Radio Requirement Categories

A **RADIOTELEGRAPH STATION REQUIRED BY TITLE III, PART II OF THE COMMUNICATIONS ACT**

Does your license apply to:

- 1) Cargo vessels 1600 and upward gross tons;
- 2) Vessels carrying more than 12 passengers, when leaving or attempting to leave U.S. harbor of port for a voyage in the open sea.

Note: A vessel determined by the United States Coast Guard to have the equipment required to implement the Global Maritime Distress and Safety System installed and operating in good working condition is not required to be equipped with a radiotelegraph station.

Yes No

B **RADIOTELEPHONE STATION REQUIRED BY TITLE III, PART II OF THE COMMUNICATIONS ACT OR SAFETY CONVENTION**

Does your license apply to Cargo vessels 300 to 1600 gross tons?

Note: Passenger vessels and cargo vessels over 300 gross tons listed in category (A) and (B) are also subject to the Safety Convention when navigated on international voyages, except on the Great Lakes.

Yes No

C **RADIOTELEPHONE STATION REQUIRED BY TITLE III, PART III OF THE COMMUNICATIONS ACT**

Does your license apply to any vessel transporting more than six passengers for hire, to be navigated in the open sea or any tidewater adjacent or contiguous to the open sea? This does not apply to vessels on the Great Lakes or to vessels subject to Title III, Part II.

Yes No

D **RADIOTELEPHONE STATION REQUIRED BY GREAT LAKES RADIO AGREEMENT**

Do any of the following conditions apply to your vessel?

- 1) Every vessel 20 meters or over;
- 2) Every vessel engaged in towing another vessel or floating object, except:
 - a) Where the maximum length of the towing vessel, measured from end to end over the deck exclusive of sheer, is less than 8 meters and the length or breadth of the tow, exclusive of the towing line, is less than 20 meters
 - b) Where the vessel towed complies with subpart 80.951(b); or
 - c) Where the towing vessel and tow are located within a booming ground (an area in which logs are confined)

3) Any vessel carrying more than six passengers for hire

Yes No

E **RADIOTELEPHONE STATION REQUIRED BY THE VESSEL BRIDGE-TO-BRIDGE RADIOTELEPHONE ACT**

Do any of the following conditions apply to your vessel?

- 1) Every power driven vessel of 20 meters or more in length
 - 2) Every vessel 100 gross tons and upwards carrying one or more passengers for hire
 - 3) Every towing vessel 7.3 meters or over
- 4) Dredges or floating plants engaged in operations near a channel or fairway. An unmanned or intermittently manned floating plant under the control of a dredge shall not be required to have a separate radiotelephone capability

Yes No

[← BACK](#)

[CONTINUE →](#)

k. On this page, select No for each of the five questions listed. Click on Continue.

Ship Class

General Class

Specific Class

[← BACK](#)

[CONTINUE →](#)

l. On this page, for General Class, select FV-Fishing from the drop down menu. For Specific Class, select PH-Fishing Vessel from the drop down menu. Click on Continue.

Ship Name

Ship Name

Official Ship Number (Coast Guard No. or State Registration No.)

[← BACK](#)

[CONTINUE →](#)

m. On this page, enter your vessel's name and Official Ship Number (from CG Certificate of Documentation or from the State Registration). Click on Continue.

International Voyages

Will ship make international voyages?

Will ship communicate with foreign coast stations?

← BACK

CONTINUE →

n. On this page, select No from the drop down menu for both questions. Click on Continue.

Radiotelegraph NB-DP/DSC Equipment

Check each box that applies.

I have Radiotelegraph (2000-27500KHz) on my vessel and the FCC has not yet assigned a Morse working series to my vessel.

Note: SA licensees do not have the option to be issued a working series.

I have Digital Selective Calling (DSC) equipment and /or Radiotelegraph NB-DP and need a new 9 digit Maritime Mobile Service Identity (MMSI). Do not check this box if you already have been assigned a 9 digit MMSI by the FCC or have received a 9 digit MMSI by commissioning an INMARSAT B, C, or M terminals through COMSAT/Lockheed Martin.

Note: The single MMSI assigned by the FCC or issued by COMSAT/Lockheed Martin or Stratos should be used with all DSC radio equipment and INMARSAT B, C, or M terminals on board your vessel.

MMSI Number (if already assigned)

← BACK

CONTINUE →

o. On this page, if you have a DSC radio installed and have an MMSI number issued for it, enter the information and click on Continue. If you don't have a DSC Radio with an MMSI number assigned, just click on Continue.

Search and Rescue Contact

The U.S. Coast Guard has requested that the following information be provided to assist in possible search and rescue operations.

Emergency Contact Person Ashore

Individual Name: Sherry MI: Last: Doe Suffix:

Street Address: 123 Maple Lane

City: Sitka

State (U.S. only): Alaska

ZIP/Postal Code: 99835

Country: United States

Phone: 9077471234

Fax:

Email: sherrydoe@gci.net

Alternative Emergency Contact Person Ashore

Individual Name: Frank MI: Last: Doe Suffix:

Street Address: 456 Elm Street

City: Sitka

State (U.S. only): Alaska

ZIP/Postal Code: 99835

Country: United States

Phone: 9077475678

Fax:

Email: frankdoe@gci.net

← BACK

CONTINUE →

p. On this page, fill in the contact info for your desired emergency contact persons (probably the same as you listed on your EPIRB registration). Click on Continue.

NOTE: If you only listed one emergency contact person, that is OK but you will get a pop-up titled "Message from webpage". If so, click Cancel on the pop-up and you will be sent to the next page.

Radio Information

EPIRB Identification Code

406 MHz EPIRB Identification Code
15 character code provided by EPIRB manufacturer

325CE45129FFBFF

Radio Installation

Radio Installation(s) for Ship and Survival Craft (check all that apply)

- INMARSAT A
- INMARSAT B
- INMARSAT C
- INMARSAT M

- INMARSAT MINI M
- VHF
- MF
- HF

- DSC
- 406 MHz EPIRB
- 121.5 MHz EPIRB
- SART

← BACK

CONTINUE →

- q. On this page, enter the 15 digit number/letter code for your vessel's EPIRB if you have one. Then select each equipment block as appropriate. Most fishing vessels will only select VHF, HF, MF and/or 406 MHZ EPIRB if they have any of that equipment. Click on Continue.

Vessel Information

Vessel Capacity

Maximum number of persons on vessel

4

(passengers and crew)

Survival Craft

Number of Rafts

1

Number of Lifeboats

0

← BACK

CONTINUE →

- r. On this page, enter the maximum number of persons aboard the fishing vessel when it is underway. Also list the number of Rafts (usually 1) and Lifeboats (usually zero). Click on Continue.

Summary

You have submitted information in all the categories below. Use the view and edit capabilities to review your application to confirm that it is complete and accurate. Correct information as necessary. Once you are ready for submission, click on the "Continue to Certify" button below. Please review the FCC 605 Privacy Act before submitting this application.

Radio Service

SA - Ship Recreational or Voluntarily Equipped

Total Fees
\$220.00
View Fee Details

Applicant Questions

EDIT

Request Type: Regular
Is the applicant exempt from FCC application fees? No
Is the applicant exempt from FCC regulatory fees? No

Licensee Information

EDIT

Doe, John
Attn: John Doe
123 Maple Lane
Sitka, AK 99835
P: (907)747-1234
F:
E: johndoe@gci.net

Assigned Call Sign

None Assigned

Compulsory Questions

VIEW

Select View to review information

Ship Information

EDIT

Select Edit to review and correct information

Search and Rescue Information

EDIT

Select Edit to review and correct information

CONTINUE TO CERTIFY

- s. This page gives you a summary of the information you have supplied, has options to edit the application and lists the Total Fees in the yellow box. The correct fee at present (August 2017) is \$220.00. The license is good for 10 years. If everything is correct, click on Continue To Certify.

Apply for a New License

Certification

General Certification Statements

- 1 The applicant/licensee waives any claim to the use of any particular frequency or of the electromagnetic spectrum as against the regulatory power of the United States because of the previous use of the same, whether by license or otherwise, and requests an authorization in accordance with this application.
2 The applicant/licensee certifies that all statements made in this application and in the exhibits, attachments, or documents incorporated by reference are material, are part of this application, and are true, complete, correct, and made in good faith.
3 Neither the applicant/licensee nor any member thereof is a foreign government or a representative thereof.
4 The applicant/licensee certifies that neither the applicant/licensee nor any other party to the application is subject to a denial of Federal benefits pursuant to Section 5301 of the Anti-Drug Abuse Act of 1988, 21 U.S.C. § 862, because of a conviction for possession or distribution of a controlled substance. This certification does not apply to applications filed in services exempted under Section 1.2002(c) of the rules, 47 CFR § 1.2002(c). See Section 1.2002(b) of the rules, 47 CFR § 1.2002(b), for the definition of "party to the application" as used in this certification.
5 Amateur or GMRS applicant/licensee certifies that the construction of the station would NOT be an action which is likely to have a significant environmental effect (see the Commission's rules 47 CFR Sections 1.1301-1.1319 and Section 97.13(a) rules (available at web site http://wireless.fcc.gov/rules.html).
6 Amateur applicant/licensee certifies that they have READ and WILL COMPLY WITH Section 97.13(c) of the Commission's rules (available at web site http://wireless.fcc.gov/rules.html) regarding RADIOFREQUENCY (RF) RADIATION SAFETY and the amateur service section of OST/OET Bulletin Number 65 (available at web site http://www.fcc.gov/oet/info/documents/bulletins/).

Certification Statements for Ship Applicants/Licensees (Including Ship Exemptions)

- 1 Applicant/Licensee certifies that they are the owner or operator of the vessel, a subsidiary communications corporation of the owner or operator of the vessel, a state or local government subdivision, or an agency of the US Government subject to Section 301 of the Communications Act.
2 This application is filed with the understanding that any action by the Commission thereon shall be limited to the voyage(s) described herein, and that apart from the provisions of the specific law from which the applicant/licensee requests an exemption, the vessel is in full compliance with all applicable statutes, international agreements and regulations.

Signature

Name of Party Authorized to Sign.

Name: John Doe
Title: Owner

Failure To Sign This Application May Result In Dismissal Of The Application And Forfeiture Of Any Fees Paid.

WILLFUL FALSE STATEMENTS MADE ON THIS FORM OR ANY ATTACHMENTS ARE PUNISHABLE BY FINE AND/OR IMPRISONMENT (U.S. Code, Title 18, §1001) AND/OR REVOCATION OF ANY STATION LICENSE OR CONSTRUCTION PERMIT (U.S. Code, Title 47, §312(a)(1)), AND/OR FORFEITURE (U.S. Code, Title 47, §503).

SUBMIT APPLICATION

- t. On this page, enter the vessel owner's name and Title (usually Owner). Click on Submit Application.

Confirmation

Your application has been successfully submitted. Any future reference to this application must be made using the application file number.

File Number	Call Sign	Purpose	Name
#0007889509		NE	Doe, John

[Print Application](#)

Application Fees

File Number	Payment Type Code	Quantity	Subtotal
#0007889509	PASH	1	\$70.00
#0007889509	PASR	1	\$150.00
			Total Due \$220.00

Important Notice: The U.S. Treasury will reject Credit Card transactions greater than \$24,999.99. This limit includes multiple transactions on the same Credit Card totaling more than this limit in a single day. For transactions greater than \$24,999.99, an alternative method of payment must be used. Payment methods can be found at <http://www.fcc.gov/fees>. Reference: Treasury Bulletin No. 2005-03 (<http://www.fms.treasury.gov/lfm/vol1/bull.html>)

The FCC strongly recommends online electronic payment. Payment, on a secure website, by credit card allows for faster processing of an application. Before leaving this page, you must click on the "Continue For Payment Options" button. You must make selection of "Pay By Credit Card". View Form 159 print the Form 159 to accompany any manual payment.

CONTINUE FOR PAYMENT OPTIONS

u. This page will summarize your fees again. Click on Continue For Payment Options.

Electronic Form 159

For many filings the Applicant is the Payer. However, if the Payer is a third party, the Payer's FRN will be different from that of the Applicant. Enter your FCC Registration Number (FRN) and password or FCC Username and password to log into the Form 159 system.

If logging in with your secure FCC Username and password, the Form 159 system will prompt you to choose an FCC Registration Number (FRN) associated with the Username. Once an FRN has been selected, the Form 159 system will direct you to the Payment Selection screen. If the Payer does not have a valid FRN, you must register online in the [FRN Registration System](#) and return to Form 159 to complete payment process.

Please Note: Users are now able to log in with a Username account created through the [FCC User Registration System](#). Registering for a Username will allow a user to create, associate, and manage multiple FRNs through the [Commission Registration System \(CORES\)](#). For now, users may also continue to log into the Form 159 system with an FRN.

Notice: Online payments will not be available Saturday, May 6, 2017 after 6:00 PM ET due to planned maintenance. The FCC anticipates that service will be restored by 12:00 AM Eastern Time. Users may continue to print the Form 159 to remit payment via mail or fax. Note: Payer information will be pre-filled from the FRN Registration System database.

To use this Form 159 you must have the Adobe Reader® installed (Version 4.0 or higher). You may [download](#) and install the reader now, or learn [more](#) from Adobe.

v. On this page, enter your FCC Registration Number (FRN) and password. Click on Log In.





Electronic Form 159

Logged in as FRN: Steve Ramp (0026749754) [Log Out]

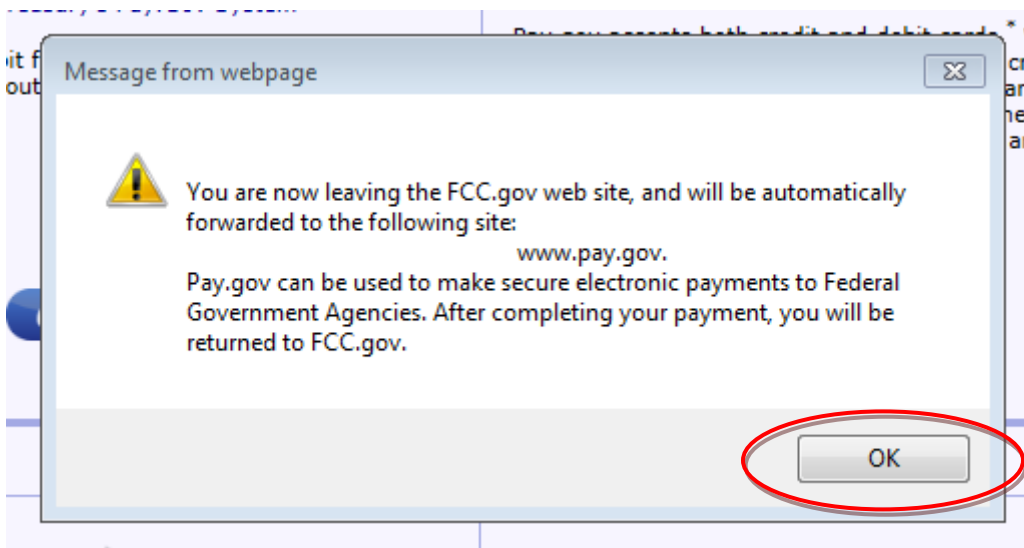
Notice: Online payments will not be available Saturday, May 6, 2017 after 6:00 PM ET due to planned maintenance. The FCC anticipates that service will be restored by 12:00 AM Eastern Time. Users may continue to print the Form 159 to remit payment via mail or fax.

Select a Payment Method

Choose an online payment method for your \$220.00 fee. Your Remittance ID is 2982506.

 <p>Pay from Bank Account via US Treasury's Pay.Gov System</p> <p>To pay via electronic debit from a checking or savings account, you must provide the Routing Number and Account Number.</p> <p>Continue</p> <p>?</p>	 <p>Pay by Credit or Debit Card via US Treasury's Pay.Gov System</p> <p>Pay.gov accepts both credit and debit cards. We accept Visa, MasterCard, American Express, and Discover credit cards. Debit cards processed through Visa or MasterCard are also accepted; these have the Visa or MasterCard logo on the card. ATM-only cards and debit cards from other processors are not accepted.</p> <p>Continue</p> <p>?</p>
Can't Pay Online?	
 <p>Pay By Wire Transfer</p> <ul style="list-style-type: none">A wire transfer is a transaction that you initiate through your bank. It authorizes your bank to wire funds from your account to the U.S. Treasury, New York, NY (TREAS NYC).Click Continue to indicate that you will pay by Wire Transfer and view instructions specific to this payment. <p>Continue</p> <p>?</p>	 <p>Pay By Check/Money Order</p> <ul style="list-style-type: none">Print the prefilled Form 159.Mail the Form 159 along with the check/money order to: Federal Communications Commission P.O. Box 979097 St. Louis, MO 63197-9000Make the check/money order payable to: Federal Communications Commission <p>Continue</p> <p>?</p>

w. On this page, select payment method by clicking on Continue in the appropriate box.



x. You will get a Pop-Up that looks like this. Click on OK.

System Message

- The system has populated the Payment Date with the next available payment date.

Online Payment

[Return to your originating application](#)

Step 1: Enter Payment Information

1 | 2 | 3

Pay Via Plastic Card (PC) (ex: American Express, Discover, Mastercard, VISA)

Required fields are indicated with a red asterisk *

Account Holder Name: *

Payment Amount: \$220.00

Billing Address: *





Billing Address 2:

City:

State / Province: ▼

Zip / Postal Code:

Country: ▼ *

Card Type: ▼ *    

Card Number: * (Card number value should not contain spaces or dashes)

Security Code: * [Help finding your security code](#)

Expiration Date: ▼ * / ▼ *

Select the "Continue with Plastic Card Payment" button to continue to the next step in the Plastic Card Payment Process.

Note: Please avoid navigating the site using your browser's Back Button - this may lead to incomplete data being transmitted and pages being loaded incorrectly. Please use the links provided whenever possible.

- On this page, enter all the requested information to pay for your license. Click on Continue with Plastic Card Payment. You will have one last page to confirm your payment. After you are finished with that page, a receipt will come up on the screen that has your application number. Print the receipt for a reference.
-

3. Retrieving Your License:

- a. The FCC will send you an email, usually within one business day. This email may show up in your Junkmail or Guardmail folder so check there in a day or so if it doesn't show up in your in box.

[Non-DoD Source] FCC Application Grant OR Official FCC License

authorizations@fcc.gov

Sent: Fri 6/2/2017 10:02 PM

To: Ramp, Steven A CIV

This email is to notify you of the recent grant of your application(s). The Commission currently provides access to the official version of your electronic licenses through License Manager in the Universal Licensing System (ULS) or by email.

The official version of your recently granted license can be accessed using the link below. Please note that this link will connect you to the most current version of your license. If you use this link at a future date, any changes made after the receipt date of this email will be reflected on the authorization. This link will remain active for 30 days.

[Authorization Link](#)

Licensing Support Center at (877) 480-3201, Option 2; TTY (717) 338-2824, or via the web at <https://esupport.fcc.gov/request.htm>

- b. The email will look like this and will contain a hyperlink titled Authorization Link. Click on this hyperlink and you will be sent to the website that has your license. Follow the instructions to access the .pdf file that is your license. The hyperlink will only remain active for 30 days. If you wait longer to access/save/print your license, you will have to contact the FCC to have them send you a fresh email and hyperlink.

The FCC Customer Support Phone Number is (877) 480-3201