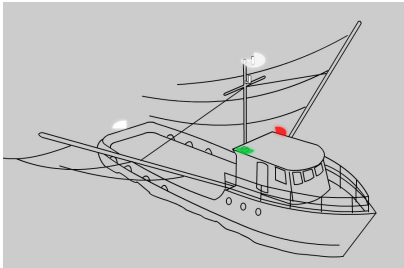



## Navigation Lights 65.6' to < 164.1'

### Links to applicable regulations

- [Nav Rule 23](#) – Light configuration
- [Nav Rule 20](#) – When required
- [Nav Rule 21](#) – Light definitions
- [Nav Rule 22](#) – Visibility standards
- [Nav Rule 30](#) – Anchor light(s)
- [Annex I 2.](#) – Vertical positioning
- [Annex I 3.](#) – Horizontal positioning
- [Annex I 5.](#) – Screens for sidelights

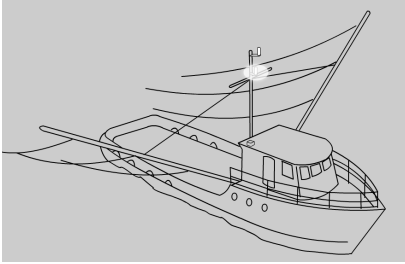
### Checklist for this item

1	Check to ensure all lights are operable.
2	<p><b>LIGHTING CONFIGURATIONS:</b></p> <p>Check to ensure your vessel has the proper light configuration.</p> <p><b>Running Lights:</b></p> <p>This vessel is required to have sidelights, a masthead light and a stern light.</p> <p>A second masthead light is optional.</p>  <p><b>Sidelight Screens:</b></p> <p>The sidelights for this vessel must be fitted with inboard screens painted matt black.</p>  <p>Refer to <a href="#">Annex I 5.</a></p>

## Navigation Lights 65.6' to < 164.1'

### Anchor Lights:

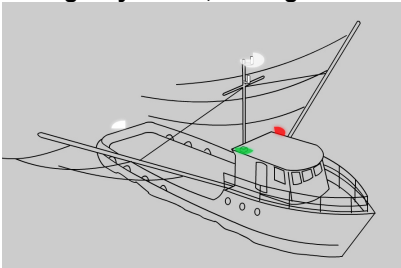
An all round white light located where it can best be seen.



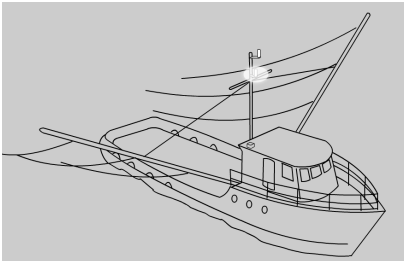
3

### DISPLAYING OF LIGHTS

**Making way or not, fishing or not.**



**Anchored vessel**

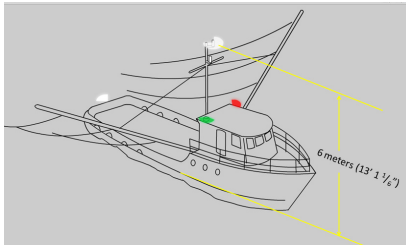


4

**POSITIONING AND SPACING OF LIGHTS**

**Running Lights:**

The **masthead light** must be located at least 6 meters above the upper most continuous deck as measured directly below the light. If a single masthead is used it must be located forward of amidships (Annex I – 3(d)).

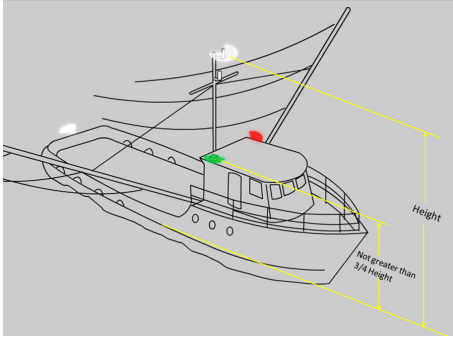


If the **optional second masthead light** is used it must be located aft and must be at least 4.5 meters (14' 9 1/2") higher than the fwd masthead light. The below bulleted items are also applicable if the second masthead light is used.

- **Sidelights** must not be forward of forward masthead light, placed at or near side of the vessel (Annex I – 3(b)).
- Distance between the **two masthead lights** not less than 1/2 the vessels length (Annex I – 3(a)).
- The **forward masthead light** must be located not more than 1/4 the vessels length from the stem (Annex I – 3(a)).

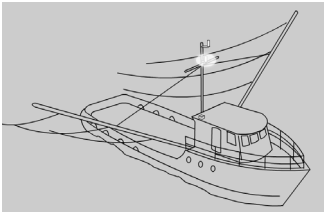
**Sidelights** shall be positioned at a height above the upper most continuous deck not greater than 3/4 the height of the masthead light (or forward masthead light if so configured) (Annex I – 2(g)).

## Navigation Lights 65.6' to < 164.1'



They shall not be so low as to be interfered with the deck lights.

### Anchor Lights:



*The all-round anchor light does not have to be located on the same mast with the masthead light.*

- 5 NOTE: Light switches must be configured to energize lights separately as necessary to display the proper light configuration as required.

## Navigation Lights 65.6' to < 164.1'

6	<b>Definitions</b>
	<p><b>“Sidelights”</b> mean a green light on the starboard side and a red light on the port side each showing an unbroken light over an arc of the horizon of 112.5 degrees and so fixed as to show the light from right ahead to 22.5 degrees abaft the beam on its respective side. The sidelights may be combined in one lantern and shall be placed as nearly as practicable to the fore and aft centerline of the vessel.</p>
	<p><b>“All-round light”</b> means a light showing an unbroken light over an arc of the horizon of 360 degrees.</p>
	<p><b>“Masthead light”</b> means a white light placed as nearly as practicable to the fore and aft centerline of the vessel showing an unbroken light over an arc of the horizon of 225 degrees and so fixed as to show the light from right ahead to 22.5 degrees abaft the beam on either side of the vessel.</p>
	<p><b>“Sternlight”</b> means a white light placed as nearly as practicable at the stern showing an unbroken light over an arc of the horizon of 135 degrees and so fixed as to show the light 67.5 degrees from light aft on each side of the vessel.</p>

---

### Voyage Termination Warning

Your vessels voyage can be terminated for failing to have correct and operational navigation lights during sunset and sunrise or during periods of restricted visibility.

---